

# Cities and climate change: why low-rise buildings are the future - not skyscrapers

By [Ruth Saint](#) and [Francesco Pomponi](#)

28 Oct 2021

More than [half of the world's 7.8 billion people](#) live in cities and urban areas. By 2050, an additional [2.5 billion](#) will be living there. As that figure continues to climb and ever more people flock to metropolitan areas in the hope of a better life, the big question is: how do we fit everyone in?



Source: [www.pixabay.com](http://www.pixabay.com)

It is the job of city developers and urban planners to figure out how to build or adapt urban environments to accommodate the living and working needs of this rapidly expanding population. There is a popular belief that taller, more densely packed skyscrapers are the way forward, because they optimise the use of space and house more people per square metre and limit urban sprawl.

But given the global commitments to [emissions-reduction targets](#) and mitigating climate change, is this the most sustainable solution from a carbon-reduction perspective?

Our [recent study](#), which examined whether building denser and taller is the right path to sustainability, busts this myth: we found that densely built, low-rise environments are more space and carbon efficient, while high-rise buildings have a drastically higher carbon impact.

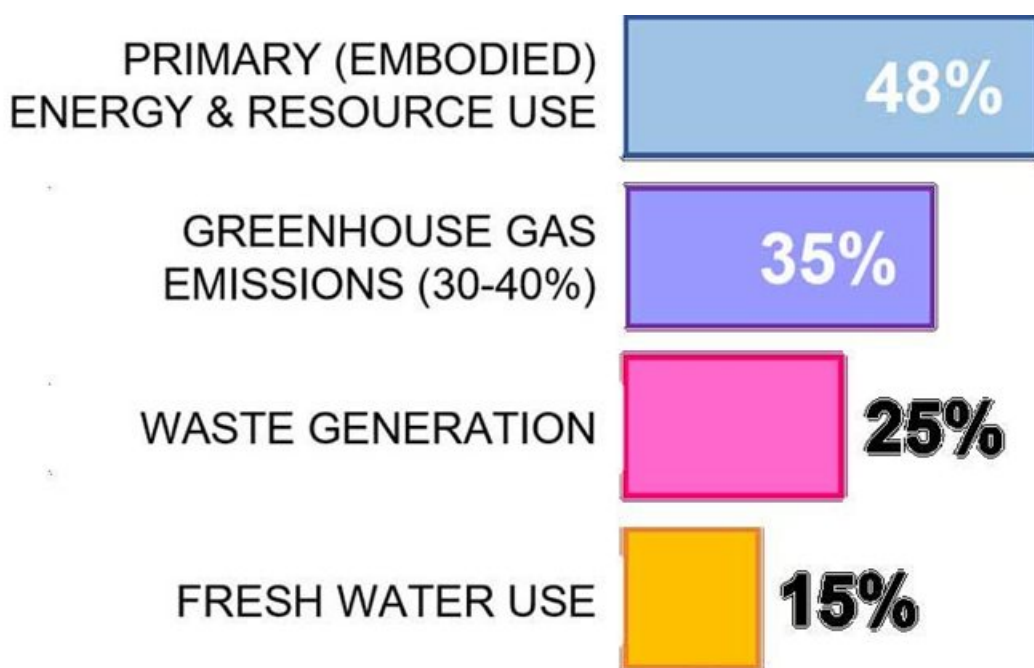
## Impact on the environment

We assessed the [whole-life cycle of carbon emissions](#) – meaning both operational and “embodied” carbon – of different buildings and urban environments. Operational carbon is generated while a building is in service. Embodied carbon is all the hidden, behind-the-scenes carbon produced during the extraction, production, transport and manufacture of raw materials used to construct a building, plus any produced during maintenance, refurbishment, demolition or replacement.

This aspect is often overlooked, especially in building design, where operational efficiency is always to the fore. The

argument for cutting carbon at the design stage has been [made by numerous researchers](#), and it is gaining traction with leading international organisations such as the [World Green Building Council](#). But it's still something that is largely disregarded, mainly because embodied impact assessment is voluntary, and there is no legislation concerning its inclusion. But it must be advocated for if we are to reach our [2050 emissions targets](#).

At a global scale, the construction sector is responsible for a significant impact on the environment, as is clear from the graph below. The largest contribution comes from its consumption of energy and resources, which boils down to the design stage – the part of the process that no one is looking at.



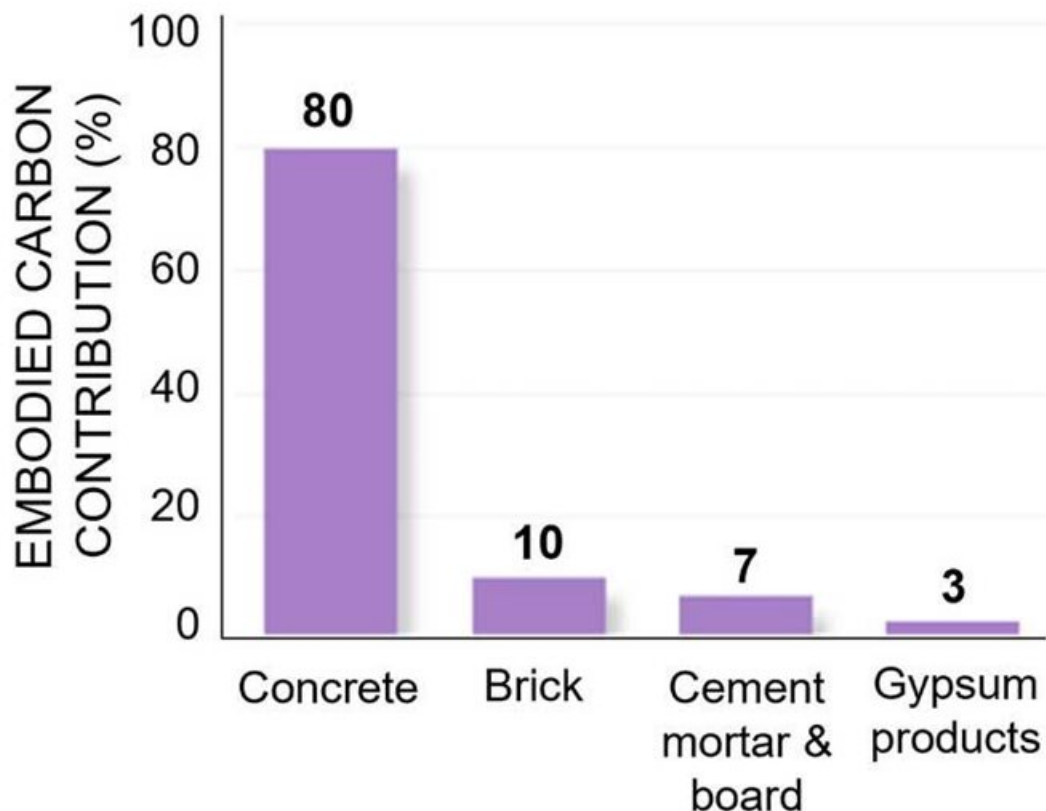
Construction sector's contribution to environmental impacts. Edinburgh Napier University

Now that new buildings have to be more energy efficient and the energy grid is being decarbonised, this hidden embodied energy varies from [11%-33%](#) for projects such as [Passive House designs](#) (a building standard that uses non-mechanical heating and cooling design techniques to lower energy use) to [74%-100%](#) for [near-zero energy builds](#) (high performance buildings where the low amount of energy required comes mostly from renewable sources).

Given the focus on driving down the energy impact of day-to-day operations, the proportional share of embodied energy consumption has been driven up. So as energy demand becomes lower when the building is in use, the materials and activities required to build it in first place produce proportionally more impacts across the building's lifespan. For example, low and near-zero energy buildings are made by improving insulation and using more materials and additional technologies, which greatly increases the hidden energy impact and carbon cost.

Moving to a smaller scale, the embodied carbon share across construction materials shows that minerals have the largest

proportion by far, at [45%](#). The graph below shows the breakdown of materials, where concrete dominates in terms of hidden carbon contribution. This is important because skyscrapers rely heavily on concrete as a structural material. So the type of materials we use, how much we use, and how we use them is crucial.



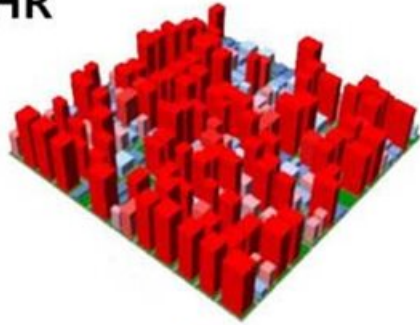
The carbon contribution of different minerals used in construction. Edinburgh Napier University, Author provided

## How we can fix it

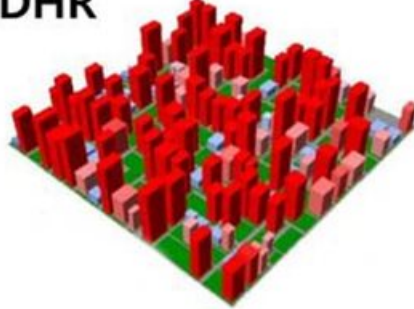
We developed four different urban scenarios shown in the graph below, based on data from real buildings: high-density, high-rise (HDHR) which are tall and close together; low-density, high-rise (LDHR) which are tall but more spread out; high-density, low-rise (HDLR) which are low and close together; and low-density, low-rise (LDLR) which are low level and more spaced out.

To do this, we split the building stock into five main categories: non-domestic low-rise (NDLR); non-domestic high-rise (NDHR); domestic low-rise (DLR); domestic high-rise (DHR); and terraced/house. We gathered numerous data, including height, number of storeys, building footprint (the land area the building physically occupies), facade material and neighbouring constraints. This includes the number and area of blocks and green spaces within one square kilometre, average street width and average distance between buildings.

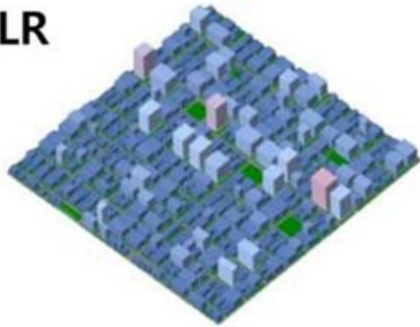
**HDHR**




**LDHR**



**HDLR**



**LDLR**



Four urban scenarios analysed in the study. Edinburgh Napier University, Author provided

These parameters were all fed into a computer model to analyse the data looking at the following:

1. How whole life-cycle carbon changed based on the buildings and the number of people accommodated within an area of 1km<sup>2</sup>.
2. How whole life-cycle carbon changed due to an increasing population based on four fixed population sizes – 20, 30, 40 and 50 thousand people – and the land use required to accommodate them under the four different urban scenarios.

Our findings show that high-density low-rise cities, such as Paris, are more environmentally friendly than high-density high-rise cities, such as New York. Looking at the fixed population scenarios, when moving from a high-density low-rise to a high-density high-rise urban environment, the average increase in whole life-cycle carbon emissions is 142%.

Equating this to the potential savings per person, based on the fixed population size, building high-density low-rise offers a saving of 365 tonnes of CO<sub>2</sub> equivalent per person compared with high-density high-rise.

It's time for urban planners to start embedding this new understanding of the whole carbon life-cycle of a building, balancing the impact of urban density and height while accommodating expanding populations. To achieve urban sustainability the world will need more Parises and fewer Mannhattans.

This article is republished from [The Conversation](#) under a Creative Commons license. Read the [original article](#).

## ABOUT THE AUTHOR

Ruth Saint, postdoctoral research fellow, Edinburgh Napier University. Francesco Pomponi, associate professor of sustainability science, Edinburgh Napier University.

For more, visit: <https://www.bizcommunity.com>